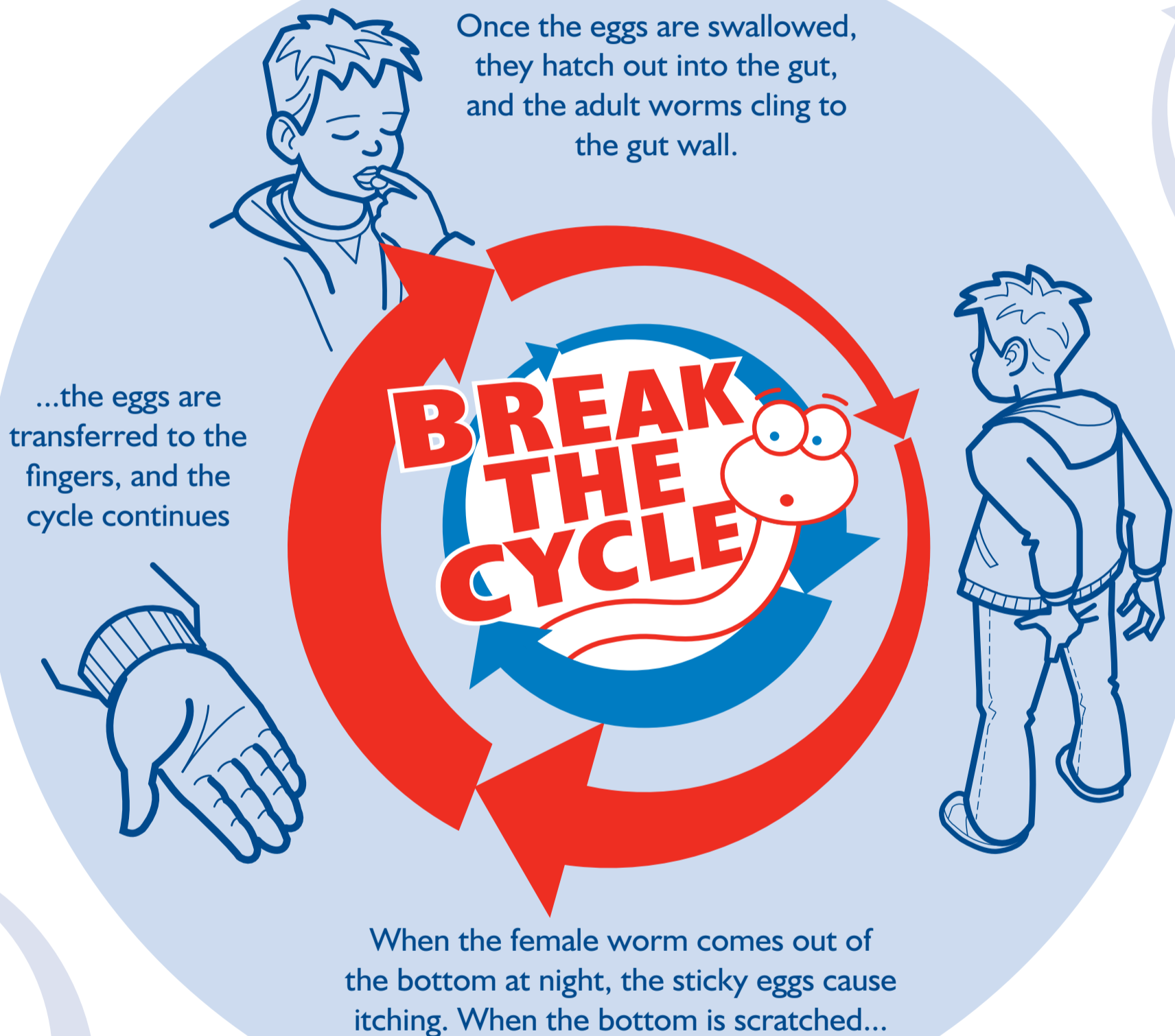



# The Threadworm Lifecycle

The lifecycle continues by transference of eggs from the bottom to the mouth. Good hygiene can help break the lifecycle.



Good hygiene practices, such as washing hands, cutting fingernails and discouraging children from biting their nails or scratching their bottom, are an essential part of preventing threadworms.

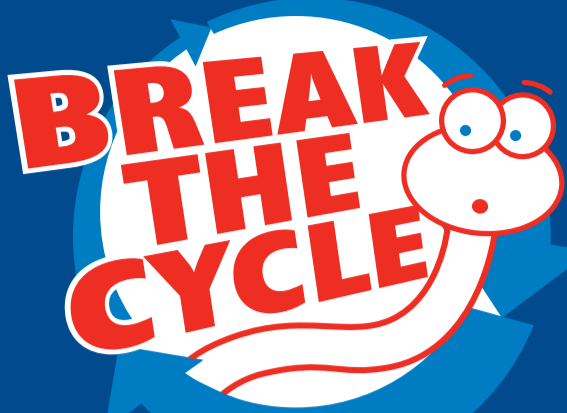
Ask your pharmacist for advice on the treatment and prevention of threadworm

T + R  
Thornton & Ross

Supported by **Pripsen**  
Piperazine Phosphate Powder

complete effective treatment for threadworm  
visit [www.fredworm.co.uk](http://www.fredworm.co.uk) for further information

Always read the label



# Preventing the Spread of Threadworms

Good hygiene practices, such as washing hands, cutting fingernails and discouraging children from biting their nails or scratching their bottom, are an essential part of preventing threadworms.

## HOW YOU CAN HELP PREVENT THREADWORMS

Encourage regular hand washing and make sure children always wash their hands:



After visiting the toilet



Before eating or handling food



After touching animals




After playing outside

## GOOD HYGIENE

Children need to understand the importance of good hand hygiene which is a key factor in combating threadworms.

- Keep nails short
- Wear pyjamas or pants at night to help prevent scratching
- Wash underwear and nightwear each day to destroy eggs laid during the night
- Change the bedding as often as possible. But, don't shake the linen, which can spread the eggs
- Parents should do their best to discourage children from sucking their fingers or thumbs and biting their nails



## Fred says

“Threadworms can be picked up from another person who has threadworms, but they can't be caught from pets!”